Posting Flyers to Social Media Using Leaf

Click the link below to watch a short video tutorial on how to post Leaf flyers to your social media networks.

http://www.osiexpress.com/videos_HTMLHouseFlyers.asp

Once the video is up on your screen, click on the button on the left that says "Social Media-Dynamic Feed" to go directly to the section of the video with instructions on how to post a Leaf flyer to social media networks.



Posting Flyers to Social Media Using Leaf

Now it's time to post your first flyer.

Once you are in Leaf, click on "Promotional," then click on the + sign next to "Sente Mortgage Created Flyers, then click on the + sign next to "Sente Created 2018."

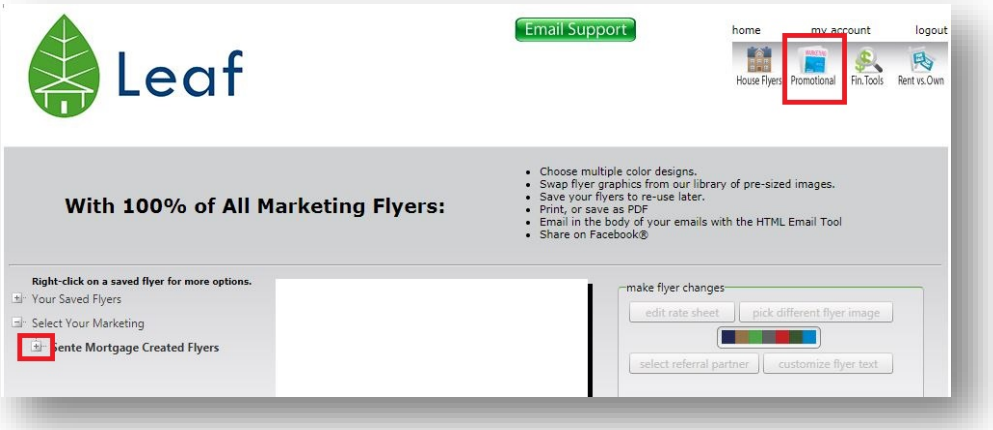

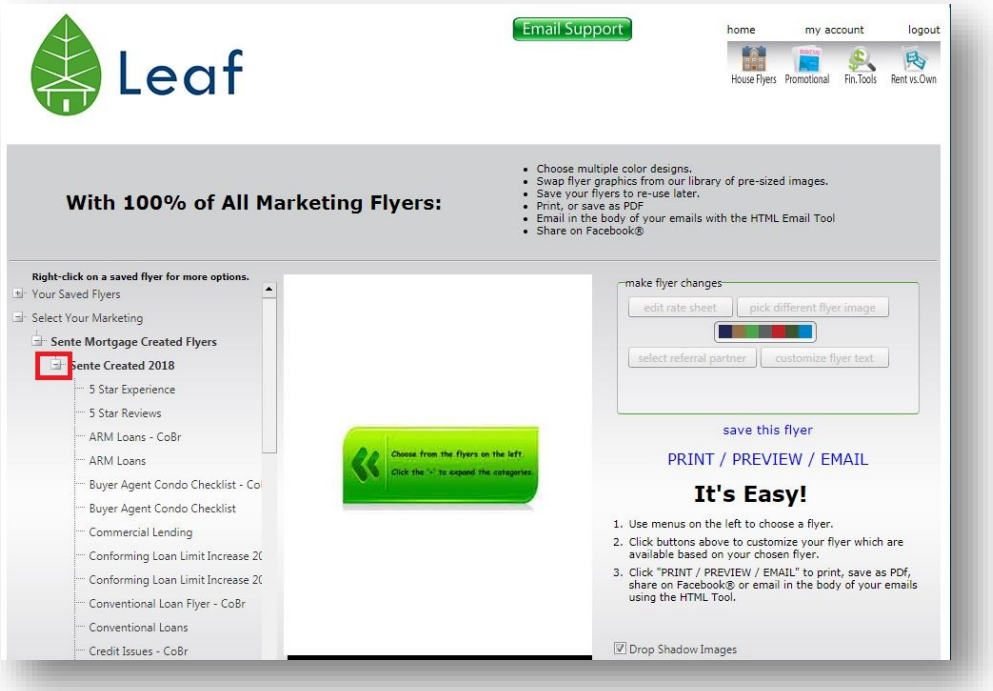

Posting Flyers to Social Media Using Leaf

For this tutorial, we are going to use the "Who is Sente Mortgage" flyer. Choose that flyer, then click on "Print/Preview/Email" to get started.

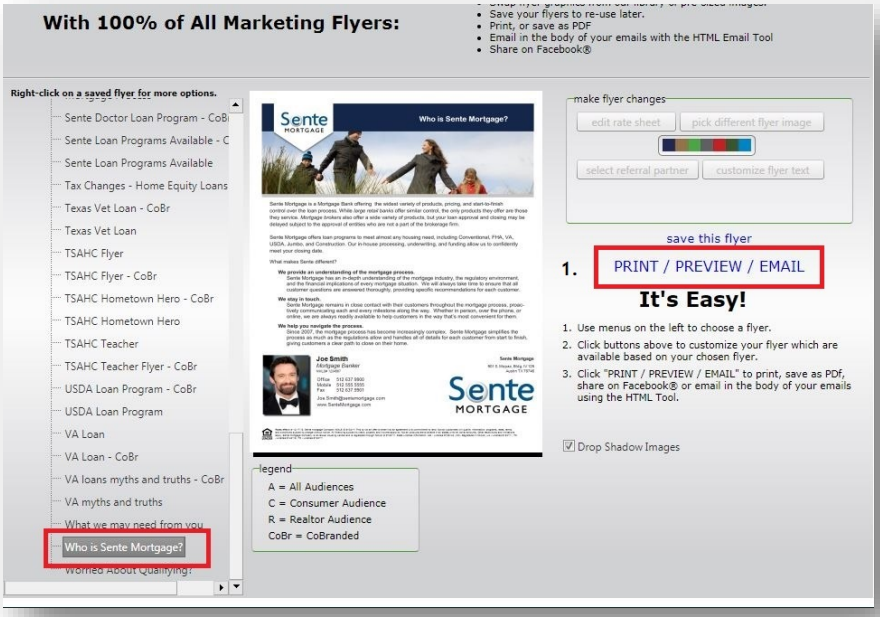

Once your flyer preview loads, click on the button for the social network to which you want to share your flyer. Facebook, Twitter and LinkedIn are the ones we currently use the most.



Posting Flyers to Social Media Using Leaf

Once you have chosen the network to which you want to share this flyer, use the verbiage below, matching to the corresponding boxes in Leaf to post information and the "Who is Sente Mortgage" flyer.

1. Save Promotional Flyer:
   Who is Sente Mortgage?
2. Social Media Title:
   At Sente Mortgage, we create financial possibility.
3. Social Media Description:
   At Sente Mortgage, we believe we have a duty to help our clients find the proper mortgage products for their lifestyle. Thinking about buying a home? Give us a call today.

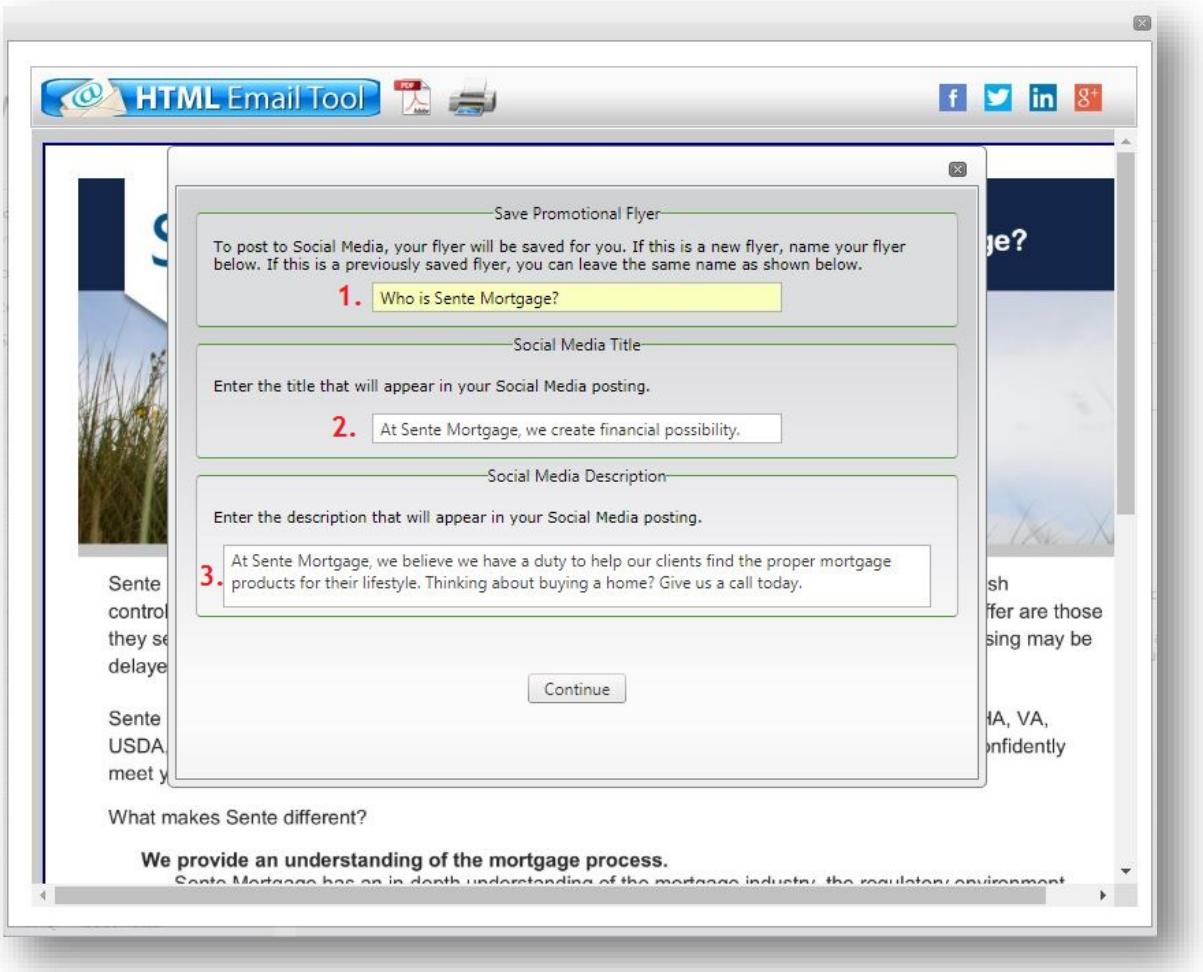

Posting Flyers to Social Media Using Leaf

4. If you are posting to Facebook or LinkedIn, you can use the following verbiage as part of your post:

For Facebook, you would insert where it prompts you to "Say something about this…

At Sente Mortgage, doing the right thing is one of our core values, and we demonstrate our commitment to this everyday by delivering on our promises 100% of the time.

Once you enter your verbiage, simply click the "Post to Facebook" button in the bottom right corner.

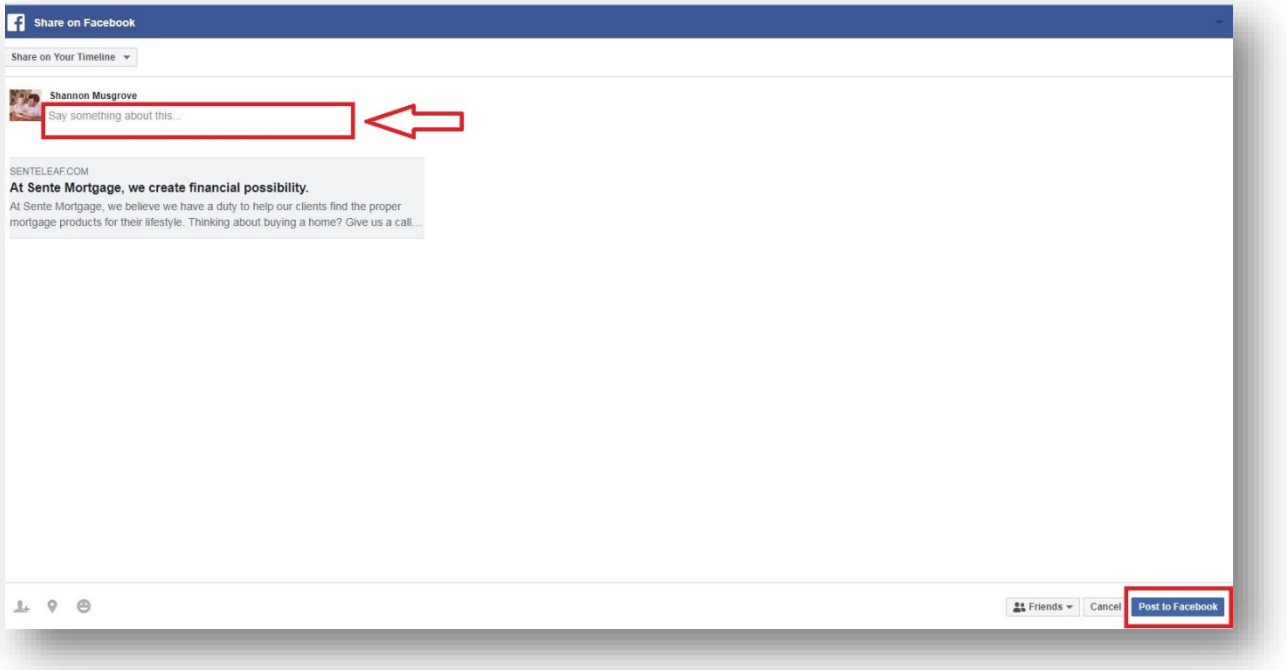

Posting Flyers to Social Media Using Leaf

For LinkedIn,

a) Click on “Share in post,” then



b) Enter the below text where it says “Start writing or use @ to mention people, companies or schools.”

At Sente Mortgage, doing the right thing is one of our core values, and we demonstrate our commitment to this everyday by delivering on our promises 100% of the time.

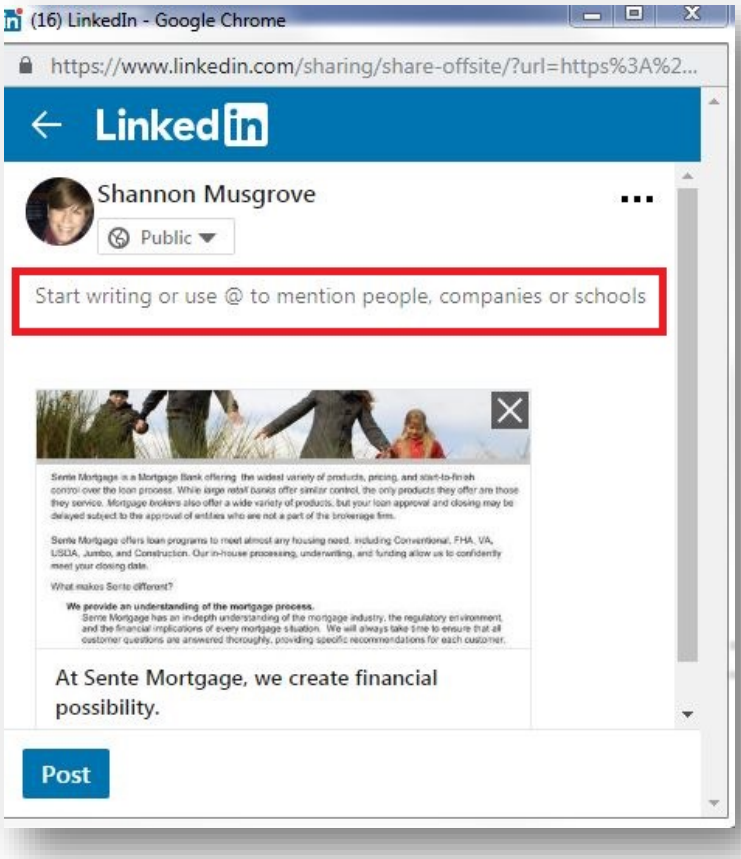

Posting Flyers to Social Media Using Leaf

5. **When posting to Twitter,** it keeps the "Social Media Title" verbiage, so all you have to do here is click the "Tweet" button to post.

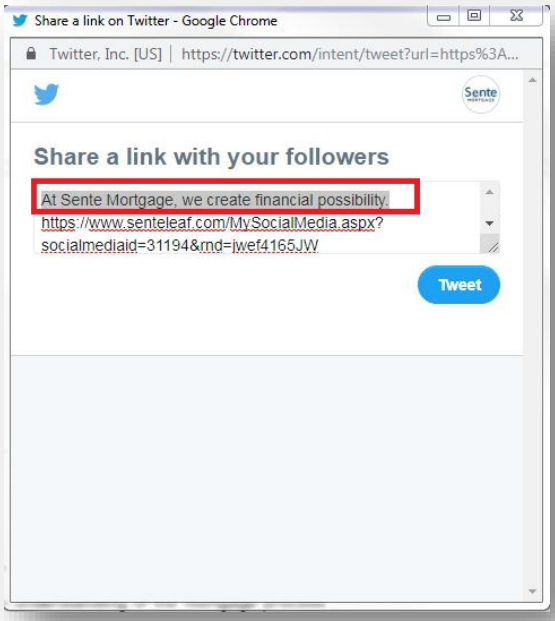

And you're done!

Note: if the flyers are updated in any way, the flyers on your social media posts are also automatically updated.